

Lincoln Village Park Parcourse Project

3480 ROUTIER ROAD, SACRAMENTO, CALIFORNIA 95827

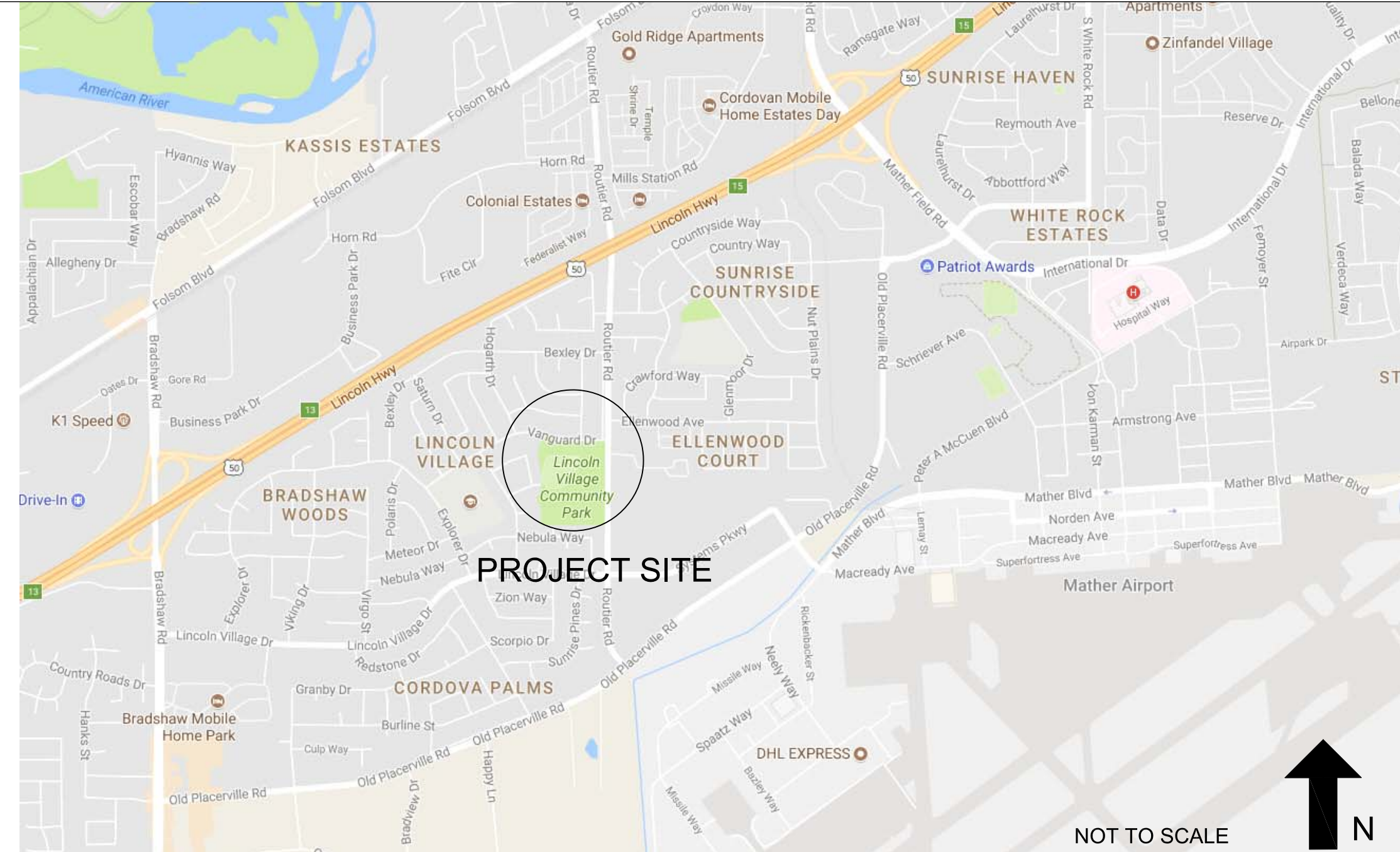
APN: 068-0040-016

DESCRIPTION OF WORK:

This project includes the installation of a parcourse (adult fitness course) outside the Neil Orchard Senior Center and minor accessibility improvements.

GENERAL NOTES:

- See specifications for additional project information and requirements.
- Project specifications are an integral part of these drawings. Upon submittal of a bid price by the contractor, it is recognized that the contractor has received a copy of the specifications and the contractor agrees to abide by the requirements and conditions contained therein.
- The contractor shall examine the site, compare it with the plans and specifications, carefully examine all of the contract documents, and satisfy himself as to the conditions under which the work is to be performed before entering into the contract. No allowance shall subsequently be made on behalf of the contractor on account of an error on his part and/or his negligence and/or failure to acquaint himself with the conditions of the site.
- The locations of existing utilities on these plans are approximate. The Park District assumes no liability for the accuracy or completeness of the existing facilities shown here or for the existence of other underground utilities or objects which may be discovered but are not shown on these plans. The contractor shall determine the exact location of any existing utilities before commencing work, and agrees to be fully responsible for any and all damage due to the contractors failure to exactly locate and preserve any and all underground utilities. Call "Underground Service Alert" at 1-800-642-2444 or 811 and all applicable utility companies prior to commencing work on this project.
- The contractor shall be financially responsible for the repair of any damage done to existing site features during the course of his work including but not limited to: vegetation, sidewalks, curbs, other paving surfaces. Repairs shall be approved by the District.
- The contractor shall perform all clearing and site preparation necessary for the proper execution of all work as indicated in the construction documents.
- All work is to be performed by licensed contractors and experienced workers.
- The contractor is responsible for providing, erecting, and maintaining the required materials, equipment, and labor necessary for public safety and traffic control within the project limits and on the approach to the work.
- All construction areas shall be protected for public safety in accordance with public safety laws codes and governing regulations.
- If any archeological, cultural, or historical resources, artifacts or other features are discovered during the course of construction anywhere on the project site, the contractor shall notify the Park District immediately and work shall be suspended in that location until a qualified professional archeologist assesses the significance of the discovery.
- The contractor is responsible for performing all work indicated in these plans and specifications. Any item indicated in these plans but not itemized in the bid schedule will be included under a bid schedule item to which it most pertains.
- The contractor agrees that in accordance with generally accepted construction practices, contractor shall be required to assume sole and complete responsibility for job site conditions during the course of construction including the safety of all persons and property and that this requirement shall be made to apply continuously and not be limited to normal working hours.
- Contact Cordova Recreation & Park District Inspector at least 48 hours prior to scheduling an inspection: (916) 769-9776.
- Contractor shall obtain permits; District shall pay for permits.



SIGNATURES

CRISTINA JAMES, LANDSCAPE ARCHITECT

OWNER AND DESIGNER ADDRESS:
CORDOVA RECREATION & PARK DISTRICT
2729 PROSPECT PARK DRIVE STE. 230
RANCHO CORDOVA, CALIFORNIA 95670

SHEET INDEX

- L-2 (E) CONDITIONS/DEMO
- L-3 LAYOUT PLAN
- L-4 DETAILS
- L-5 DETAILS

ABBREVIATIONS

NOTE: Clarify with Designer all abbreviations not listed.

| | | |
|------------------------------|-------------------------|-------------------------------|
| AD. AGGREGATE BASE | FND. FOUNDATION | PCT. PRE-CAST |
| AGGR. ALUMINUM | F.O.B. FACE OF BRICK | P.L. PROPERTY LINE |
| AL. ALTERNATE | F.O.C. FACE OF CONCRETE | P.LAM. PLASTIC LAMINATE |
| ALT. APPROXIMATE | F.S. FULL SIZE | PLAS. PLASTER |
| ARCH. ARCHITECTURAL | FT. FOOT OR FEET | PL. PLATE |
| B.O.S. BACK OF SIDEWALK | FTG. FOOTING | PLYWD. PLYWOOD |
| B.O.C. BOTTOM OF CURB | GA. GAUGE | PR. PAIR |
| BLDG. BUILDING | GALV. GALVANIZED | Q.T. QUARRY TILE |
| BOT. BOTTOM | G.C. GENERAL CONTRACTOR | R. RISER |
| BTWN. BETWEEN | G.L. GLASS | RE. REFER TO ... |
| B.W. BOTH WAYS | GR. GRADE | REINF. REINFORCED |
| ¢ CENTERLINE | H.B. HOSE BIBB | RECO. REQUIRED |
| CLR. CLEAR | H.C. HOLLOW CORE | R.O. ROUGH OPENING |
| C.M.U. CONCRETE MASONRY UNIT | H/C HANDICAPPED | S. SOUTH |
| COL. COLUMN | HDWE. HARDWARE | S.C. SOLID CORE |
| CONC. CONCRETE | H.M. HOLLOW METAL | SCHED. SCHEDULE |
| CONN. CONNECTION | H.R. HOUR | SECT. SECTION |
| CONSTR. CONSTRUCTION | HT. HEIGHT | S.F. SQUARE FOOT |
| CONT. CONTINUOUS | JNT. JOINT | SHT. SHEET |
| DEG. DEGREE | JST. JOIST | SIM. SIMILAR |
| DET./DTL. DETAIL | LAV. LAVATORY | SPEC. SPECIFICATION |
| D.F. DRINKING FOUNTAIN | LT. LIGHT | SQ. OR ¢ SQUARE |
| DIAG. DIAGONAL | LT. LIGHT | S.S. STAINLESS STEEL |
| DIA. DIAMETER | MAX. MAXIMUM | STAGG. STAGGERED |
| DN. DOWN | MECH. MECHANICAL | STD. STANDARD |
| DS. DOWNSPOUT | MFR. MANUFACTURER | STL. STEEL |
| DWG. DRAWING | M.H. MANHOLE | STRUC. STRUCTURAL |
| (E) EXISTING | MIN. MINIMUM | SUSP. SUSPENDED |
| EA. EACH | MISC. MISCELLANEOUS | TR. TREAD |
| E.J. EXPANSION JOINT | M.O. MASONRY OPENING | T & B TOP AND BOTTOM |
| EL. ELEVATION | MTL. METAL | T.O.C. TOP OF CURB |
| ELEC. ELECTRICAL | MUL. MULLION | T & G TONGUE & GROOVE |
| ELEV. ELEVATION | N NORTH | THK. THICK |
| EMER. EMERGENCY | N.I.C. NOT IN CONTRACT | T/ TOP OF |
| ENCL. ENCLOSURE | NO. NUMBER | TYP. TYPICAL |
| EQ. EQUAL | NOM. NOMINAL | U.O.N. UNLESS OTHERWISE NOTED |
| EQUIP. EQUIPMENT | N.T.S. NOT TO SCALE | VFR. VERIFY |
| E.W. EACH WAY | O.C. ON CENTER | VERT. VERTICAL |
| FIN. FINISH | O.D. OUTSIDE DIAMETER | W WEST |
| F.L. FLOW LINE | OH. OVERHEAD | WI WITH |
| | OPG. OPENING | WD. WOOD |
| | OPP. OPPOSITE | W/O WITHOUT |

BUILDING DATA


BUILDING AUTHORITY: City of Rancho Cordova
OCCUPANCY GROUP: U-ASSEMBLY

ALL WORK SHALL COMPLY WITH THE FOLLOWING:

- CITY OF RANCHO CORDOVA BUILDING DEPARTMENT
- 2016 CALIFORNIA BUILDING CODE
- 2016 CALIFORNIA PLUMBING CODE
- 2016 CALIFORNIA MECHANICAL CODE
- 2016 CALIFORNIA ELECTRICAL CODE

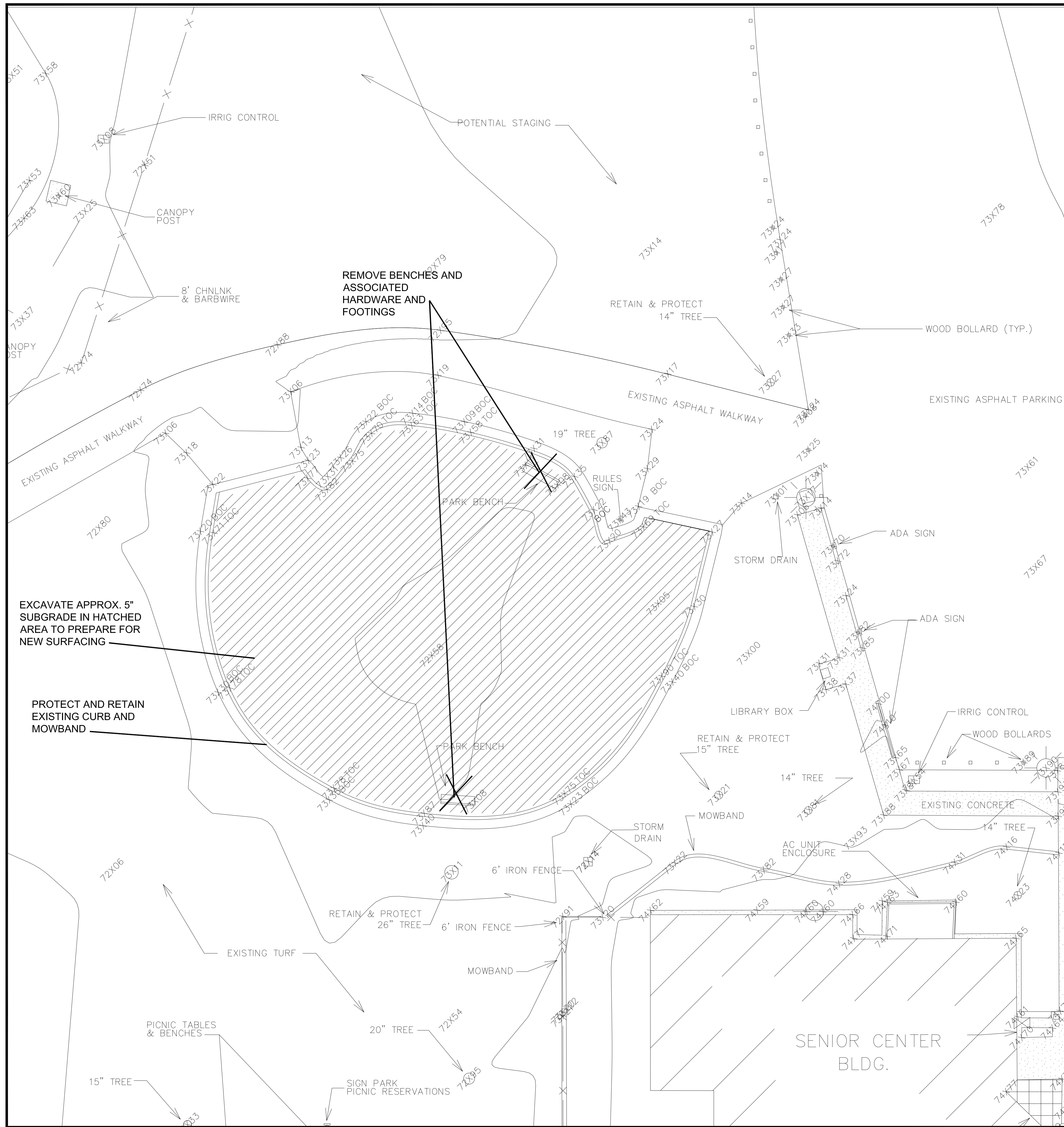
ZONING DATA

ZONING: PARKS AND OPEN SPACE
AREA OF SITE: <1 ACRE



REVISION:

| | |
|--|--|
| | |
| | |
| | |
| | |
| | |



EXISTING CONDITIONS/DEMOLITION NOTES


1. THE CONTRACTOR SHALL PERFORM ALL CLEARING, DEMOLITION, REMOVAL OF OBSTRUCTIONS, AND SITE PREPARATION NECESSARY FOR THE PROPER EXECUTION OF ALL WORK CONTAINED IN THE CONTRACT DOCUMENTS.
2. THE CONTRACTOR SHALL VISIT THE SITE PRIOR TO BID TO DETERMINE THE EXTENT AND DEPTH OF SITE DEMOLITION REQUIRED AND VERIFY COMPLIANCE WITH DRAWINGS.
3. THE CONTRACTOR SHALL VERIFY THE LOCATIONS OF ALL EXISTING UTILITIES, STRUCTURES, AND SERVICES BEFORE COMMENCING WORK. THE LOCATIONS OF UTILITIES, STRUCTURES, AND SERVICES SHOWN IN THE CONTRACT DOCUMENTS ARE APPROXIMATIONS ONLY. CONTRACTOR IS REQUIRED TO COORDINATE THEIR TEMPORARY DISCONNECTION, PROTECTION, REMOVAL, AND/OR STORAGE AS MAY BE REQUIRED DURING CONSTRUCTION. DISCREPANCIES BETWEEN WHAT IS SHOWN AND THE ACTUAL FIELD CONDITIONS SHALL BE REPORTED TO THE OWNER. CALL USA (811) TO LOCATE EXISTING UTILITIES PRIOR TO ANY DEMOLITION OR EXCAVATION.
4. SYMBOLS SHOWN ON PLAN MAY NOT REPRESENT ACTUAL SIZES OF STRUCTURES. VERIFY IN FIELD EXACT LOCATIONS AND SIZES.
5. EXISTING ITEMS ARE TO REMAIN AND BE PROTECTED UNLESS OTHERWISE NOTED. THE CONTRACTOR SHALL BE RESPONSIBLE FOR REPAIRING OR REPLACING, AT CONTRACTOR'S EXPENSE, ANY EXISTING ITEM DAMAGED OR DESTROYED BY CONSTRUCTION OPERATIONS. CONTRACTOR SHALL ALSO BE RESPONSIBLE FOR REPAIRING OR REPLACING DAMAGES TO ADJACENT PROPERTIES. THE DAMAGED ITEMS SHALL BE RESTORED TO AN "AS-WAS" OR BETTER CONDITION.
6. DEMOLITION SHALL INCLUDE THE REMOVAL OF ITEM AND ANY FOUNDATION OF STRUCTURAL SUPPORT RELATED TO SAID ITEM. FOR PLANT MATERIAL THIS SHALL INCLUDE STUMPS. DISPOSAL SHALL BE OFF-SITE IN A LEGAL MANNER ACCEPTABLE TO THE OWNER AND IN COMPLIANCE WITH ALL FEDERAL, STATE, AND LOCAL CODES AND ORDINANCES.
7. REFER TO SPECIFICATIONS FOR ADDITIONAL CLEARING, GRUBBING, TOP SOIL STOCKPILING, AND OTHER PERTINENT INFORMATION.
8. RETAIN AND PROTECT ALL EXISTING TREES. TREE PROTECTION FOR ALL RETAINED TREES SHALL COMPLY WITH CITY OF RANCHO CORDOVA CODE CHAPTER 19.12. PRIOR TO THE START OF DEMOLITION ALL TREES WITHIN WORK AREA SHALL BE PROTECTED WITH A TEMPORARY ORANGE CONSTRUCTION FENCE. INSTALLATION OF PROTECTION FENCING SHALL BE APPROVED BY CORDOVA RECREATION & PARK DISTRICT CONSTRUCTION INSPECTOR PRIOR TO THE START OF DEMOLITION ACTIVITIES.

BENCHMARK ELEV. 62.46
 DESCRIPTION: 22-85 DATUM: NGVD 1929

FOUND 7/8" METAL DISC STAMPED "CO. B.M. 22-85" LOCATED IN TOP BACK OF ROLL CURB & GUTTER @ TYPE5A D.I. ON THE SOUTH SIDE OF EXPLORER DR. & 10' WEST OF THE PROJECTED & THE SOUTH END OF OF RUSTICWOOD WAY 0.4 MILES WEST OF LINCOLN VILLAGE DR.



SCALE: 1/8" = 1'-0"



**LINCOLN VILLAGE COMMUNITY PARK
 PARCOURSE PROJECT**
 3480 ROUTIER ROAD, SACRAMENTO, CA, 95827
 APN: 068-0040-016

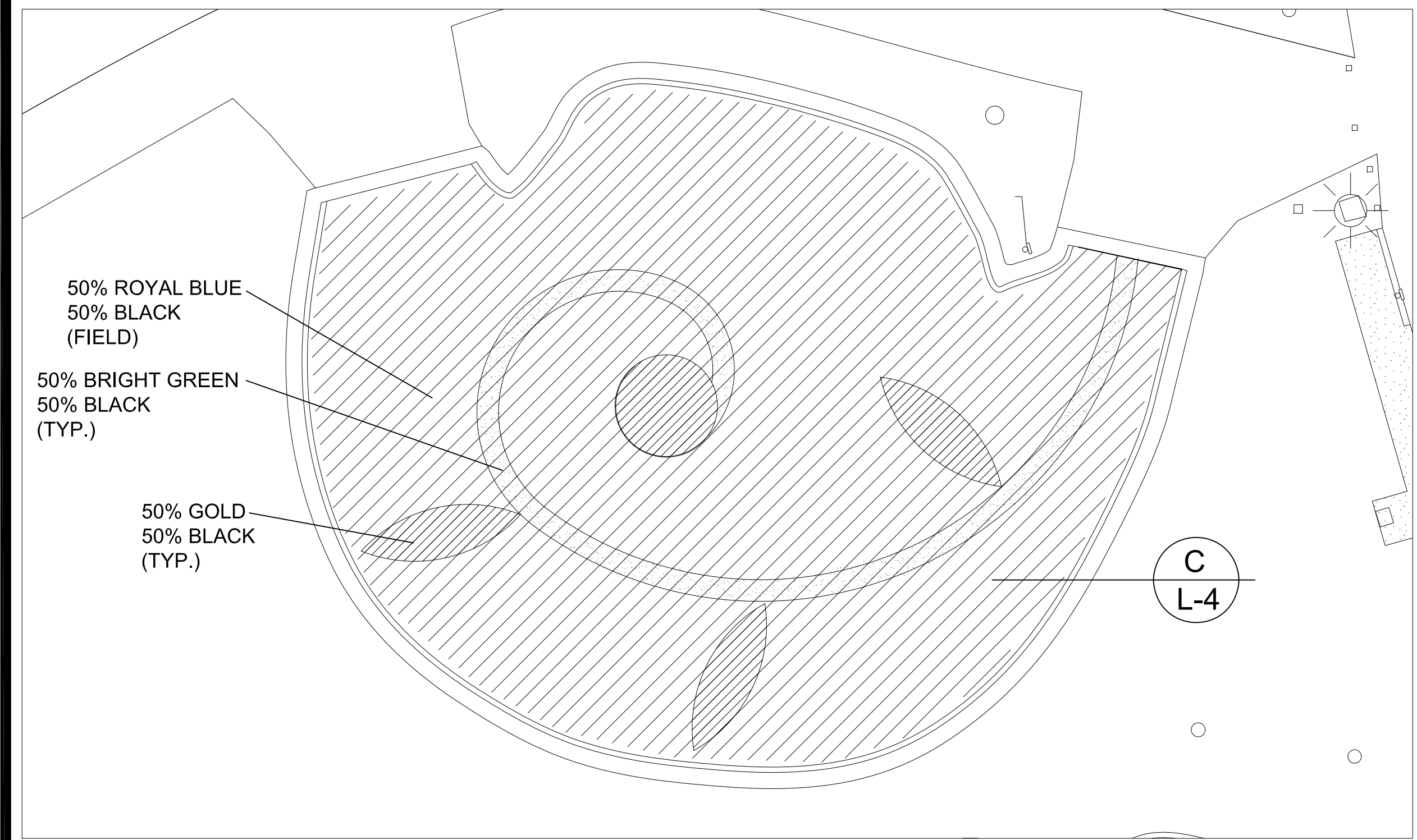
| | |
|-----------|------------|
| DATE: | 1.1.18 |
| SCALE: | 1/8"=1'-0" |
| DRAWN BY: | C.L.J. |
| STAMP: | |



**EXISTING CONDITIONS
 DEMOLITION PLAN**

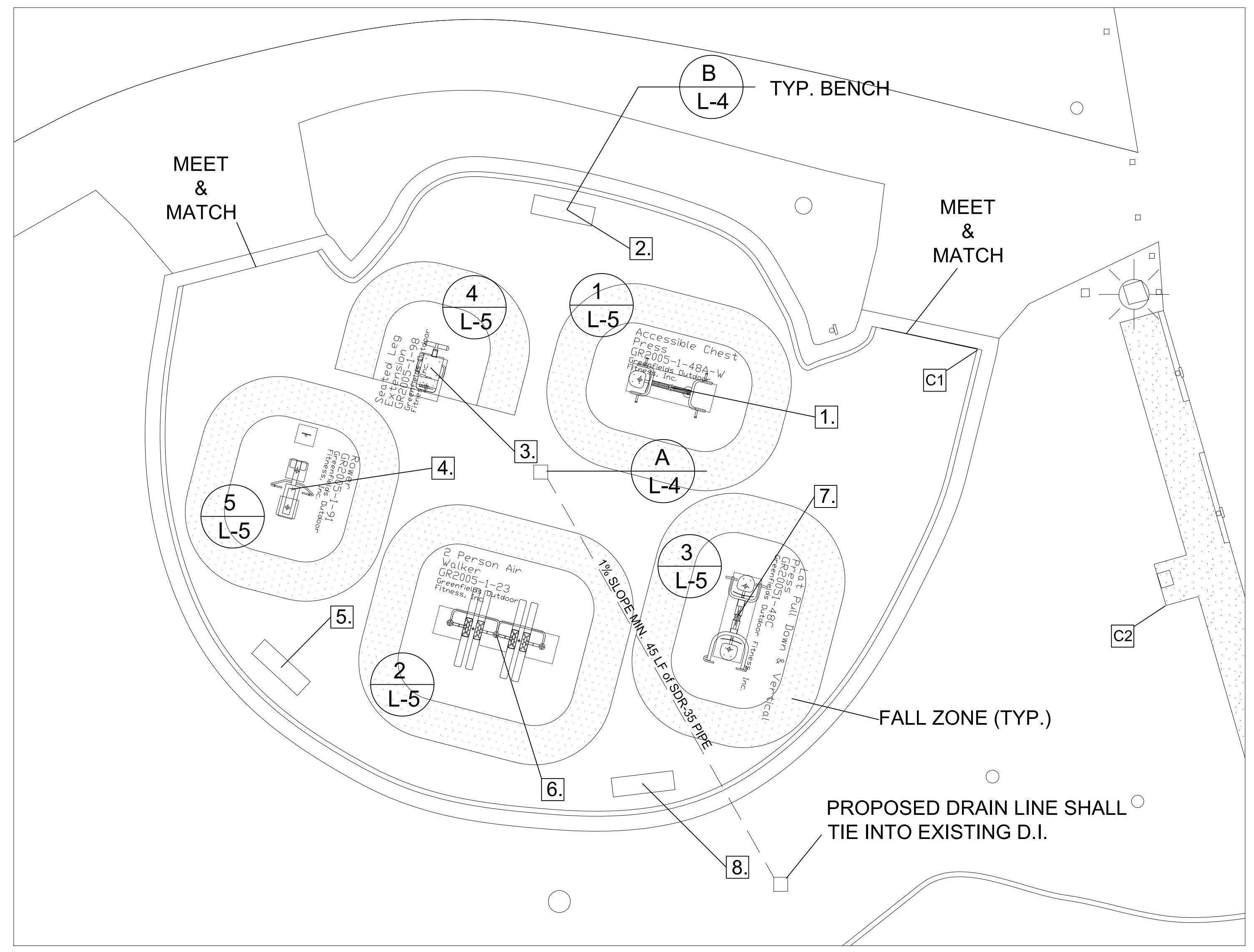
LAYOUT NOTES

1. ALL WORK IS TO BE PERFORMED BY A LICENSED CONTRACTOR AND EXPERIENCED WORKERS.
2. CONTRACTOR SHALL CONFORM TO ALL LOCAL CODES.
3. THE CONTRACTOR SHALL NOTIFY OWNER OF ANY DISCREPANCIES BETWEEN FIELD CONDITIONS AND PLANS PRIOR TO PROCEEDING WITH WORK. THE WRITTEN DIMENSION SHALL SUPERCEDE THE DRAWN DIMENSION. ALL FIELD ADJUSTMENTS SHALL BE APPROVED BY OWNER PRIOR TO INSTALLATION.
4. INSTALL ALL POSTS TRUE AND PLUMB.
5. ALL MATERIALS AND FINISHES SHALL BE AS PER DRAWINGS, DETAILS, AND SPECIFICATIONS. SOME MATERIALS MAY REQUIRE A SEVERAL WEEK ORDER LEAD TIME. CONTRACTOR IS RESPONSIBLE FOR DETERMINING ANY AND ALL ORDERING DELAYS, AND PROVIDING THE MATERIALS ONSITE IN A TIMELY MANNER. NO UNAPPROVED SUBSTITUTIONS ARE ALLOWED. CONTACT THE OWNER IF A SPECIFIED MATERIAL IS UNAVAILABLE.
6. REFER TO SPECIFICATIONS AND DETAILS FOR ADDITIONAL INFORMATION.
7. THE DRAWINGS FOR THE FITNESS EQUIPMENT SHOWN ON THESE PLANS IS DIAGRAMMATIC. THE CONTRACTOR SHALL ENSURE THAT ALL FITTINGS AND ATTACHMENTS ARE INCLUDED IN THIS INSTALLATION IN CONFORMANCE WITH MANUFACTURER DRAWINGS AND SPECIFICATIONS AND ALL APPLICABLE REGULATIONS.
8. SHOP DRAWINGS WITH FITNESS EQUIPMENT LAYOUT AND COMPLETE PARTS LIST INCLUDING COLOR SELECTION SHALL BE SUBMITTED TO OWNER FOR APPROVAL PRIOR TO ORDERING EQUIPMENT.
9. THE FITNESS EQUIPMENT SPECIFIED WITHIN THESE PLANS SHALL BE DEEMED TO BE A MEASURE OF QUALITY, UTILITY, AND STANDARD AND SHALL BE DEEMED TO BE FOLLOWED BY THE WORDS "OR APPROVED EQUAL". CONTRACTOR REQUESTS FOR SUBSTITUTION SHALL BE MADE PER THE GENERAL CONDITIONS.
10. DEPTH OF RESILIENT SURFACING IN PARCOURSE SHALL BE PER DETAILS. THE CONTRACTOR SHALL TAKE INTO ACCOUNT THE SUBGRADE ELEVATIONS AND FINISH GRADE OF SURFACING IN ORDER TO SET CORRECT FINAL ELEVATIONS OF FITNESS EQUIPMENT.
11. CONTRACTOR SHALL PROVIDE OWNER WITH MANUFACTURE'S EQUIPMENT MAINTENANCE MANUAL AND REPAIR KIT FOR ALL FITNESS EQUIPMENT INSTALLED.
12. NO CHANGES TO FITNESS EQUIPMENT LAYOUT SHALL BE ALLOWED WITHOUT PRIOR WRITTEN AUTHORIZATION OF THE OWNER.



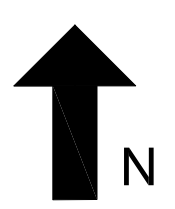
RESILIENT SURFACING DESIGN

SCALE: 1" = 10'



LAYOUT PLAN

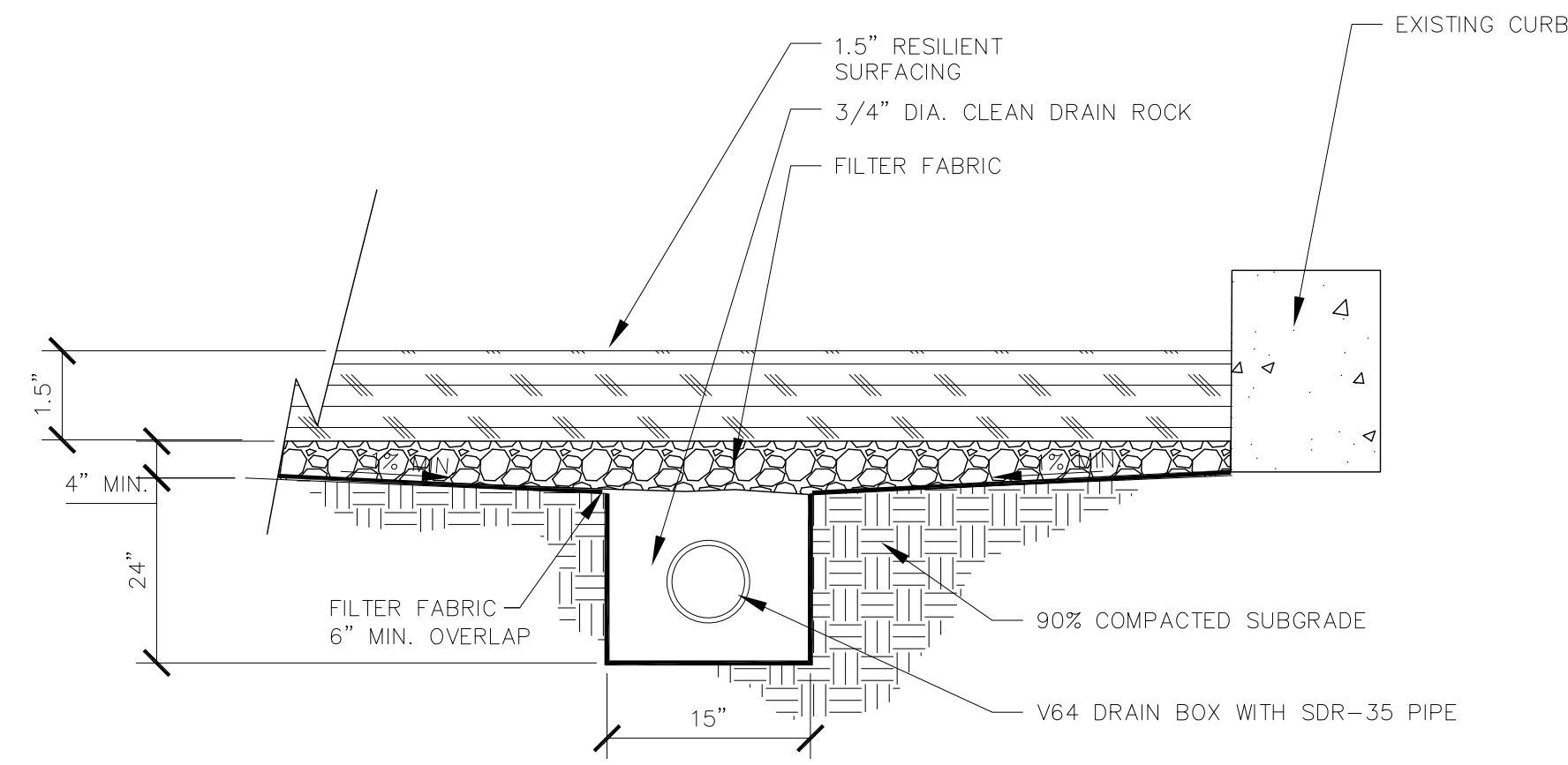
0' 8' 16' 24' SCALE: 1/8" = 1'-0"



PLEASE NOTE:
For equipment details see sheet L-5.

Layout Points Key

- | | |
|-----|--|
| 1. | X: 6756493.1652, Y: 1968941.9781 |
| 2. | X: 6756482.3474, Y: 1968959.7052 |
| 3. | X: 6756469.2317, Y: 1968944.2313 |
| 4. | X: 6756455.2981, Y: 1968931.8614 |
| 5. | X: 6756454.1825, Y: 1968914.0338 |
| 6. | X: 6756475.6582, Y: 1968917.301 |
| 7. | X: 6756499.7574, Y: 1968919.0031 |
| 8. | X: 6756490.3495, Y: 1968902.4001 |
| C1: | X: 6756524.3222, Y: 1968945.6014 ELEV: 73.27 |
| C2: | X: 6756542.7122, Y: 1968920.1044 ELEV: 73.38 |



NOTES

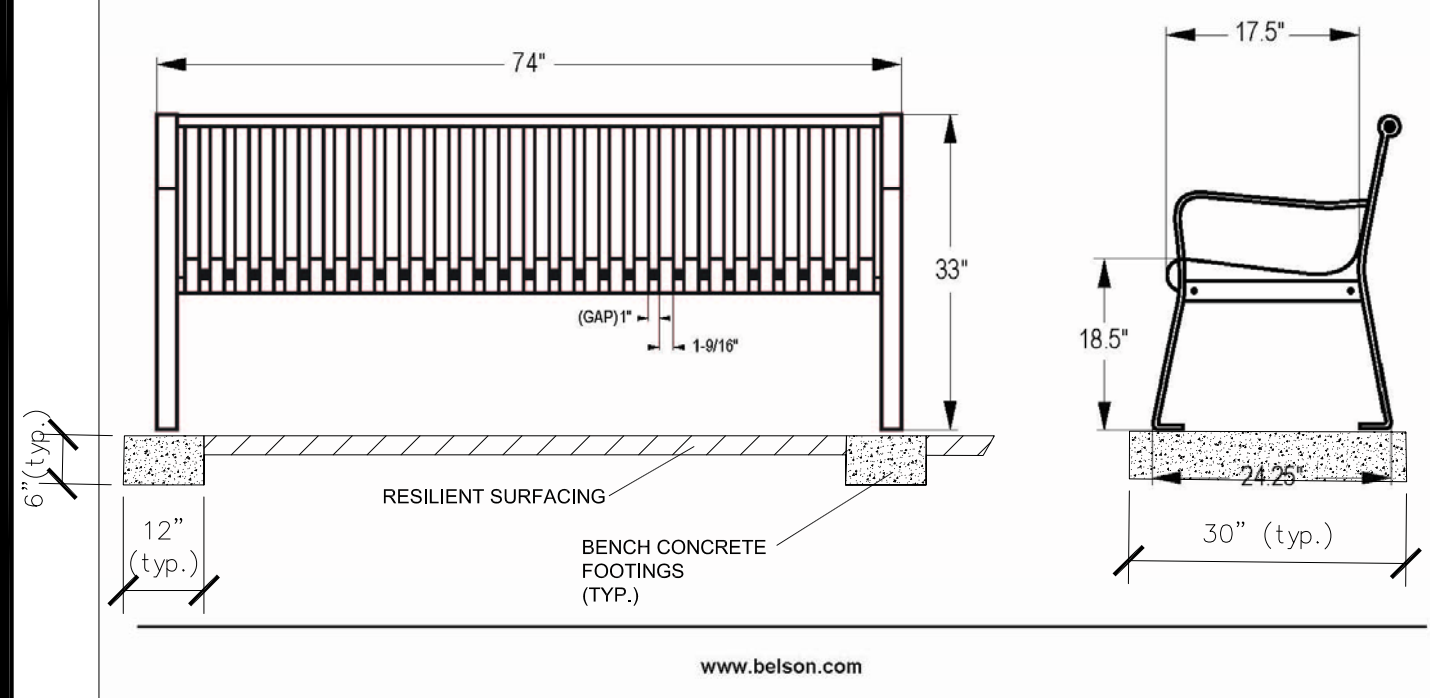
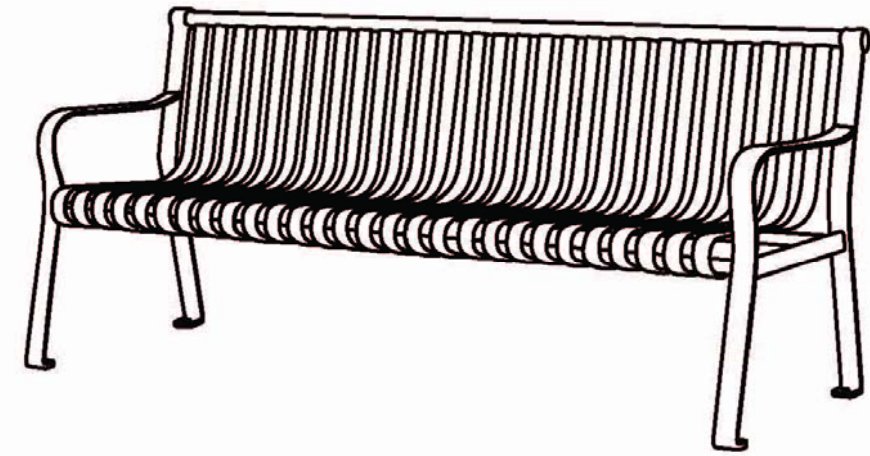
1. FILTER FABRIC SHALL BE MIRAFI N-SERIES OR APPROVED EQUAL.
2. RESILIENT SURFACING SHALL BE BY SURFACE AMERICA OR APPROVED EQUAL.

A. RESILIENT SURFACING DRAINAGE

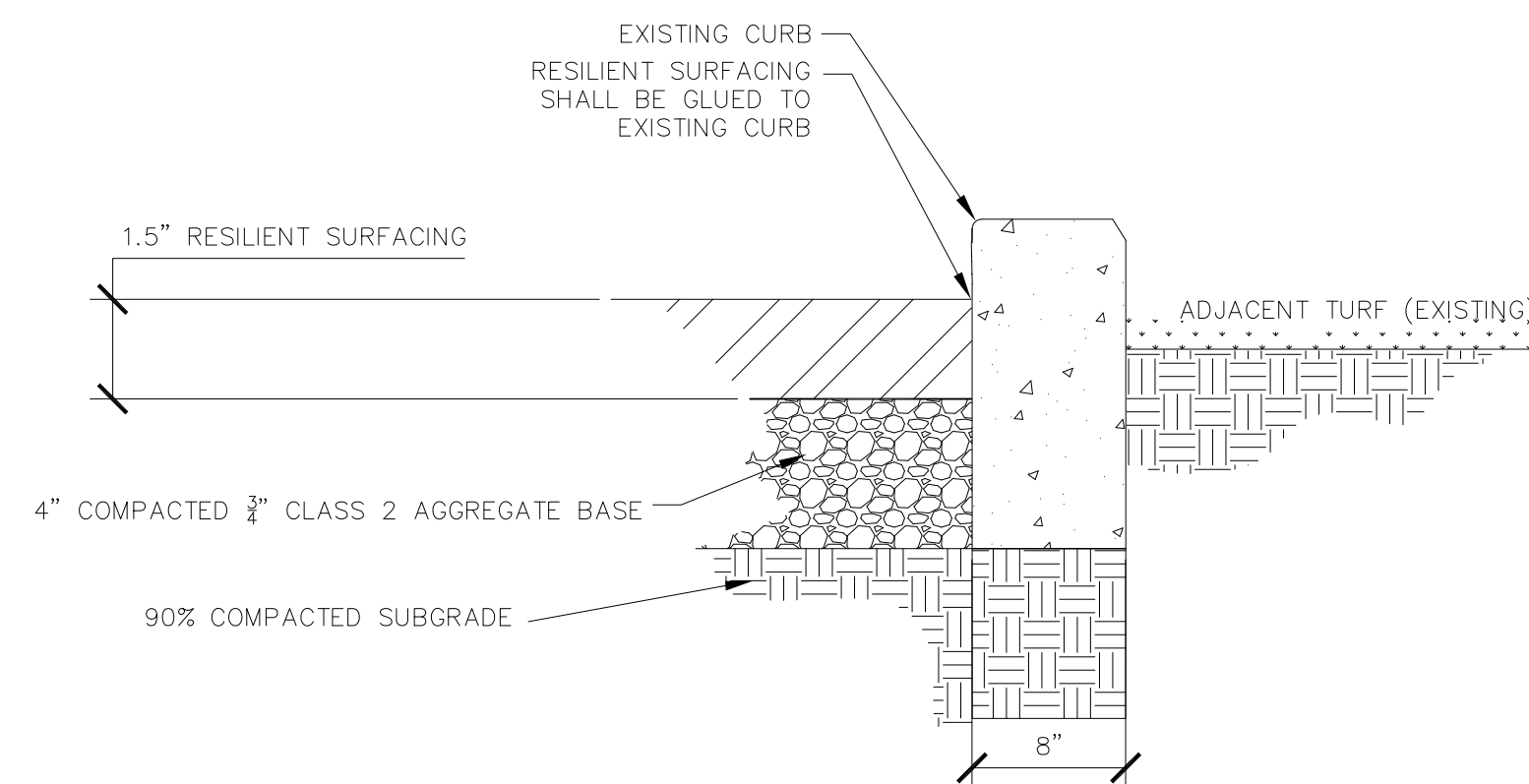
BELSON OUTDOORS
 111 North River Road
 North Aurora, IL 60542
 Phone: (800) 323-5664
 Fax: (833) 897-0575
 sales@belson.com

Model # CBPB-6SB-BK Dimension Sheet

STEEL OUTDOOR BENCH WITH STRAIGHT BACK



B. BENCH



NOTE

1. COMPACT SUBGRADE.
2. INSTALL 4" COMPACTED AGGREGATED BASE.
3. RESILIENT SURFACING SHALL BE INSTALLED PER MANUFACTURER'S RECOMMENDATIONS AND PER ALL APPLICABLE CODES. RESILIENT SURFACING SHALL BE SURFACE AMERICA OR EQUAL. SEE SPECIFICATIONS FOR MORE INFORMATION.

C. RESILIENT SURFACING



**LINCOLN VILLAGE COMMUNITY PARK
 PARCOURSE PROJECT**

3480 ROUTIER ROAD, SACRAMENTO, CA, 95827
 APN: 068-0040-016

DATE:

1.1.18

SCALE:

DRAWN BY:

C.L.J.

STAMP



DETAILS

L-4

SHEET 4 OF 5

Greenfields Outdoor Fitness Model: **SGR2005-1-48A-W**
Name: **2-Person Accessible Chest Press**
U.S. Pat. No. 9,079,069 B1

Specifications:
Concrete: 3250 PSI (minimum)

Surface Mount:
Minimum Concrete Thickness 6"
Bolt Size: 1/2"
Bolt Length: 4-1/2" (minimum)
Hardware: Wedge Anchor Stainless Steel

Area of Concrete Pad: 33 SQ FT

10" thickness for pads installed in loose soils
8" thickness for hard surfaces

MINIMUM STANDALONE PAD SIZE

UNIT MUST BE INSTALLED ON LEVEL GROUND. If ground is not level, use shims to ensure unit's main post is plumb.

Questions? Please call 888-315-9037

© 2015 Greenfields Outdoor Fitness, Inc.

1. CHEST PRESS

Greenfields Outdoor Fitness Model: **SGR2005-1-23**
Name: **2-Person Air Walker**

Specifications:
Concrete: 3250 PSI (minimum)

Surface Mount:
Minimum Concrete Thickness 8"
Bolt Size: 1/2"
Bolt Length: 4-1/2" (minimum)
Hardware: Wedge Anchor Stainless Steel

Area of Concrete Pad: 24 SQ FT

2x4 Wood Spacers included for installation

MINIMUM STANDALONE PAD SIZE

Minimum 8" thickness is required when installed on a standalone pad.

UNIT MUST BE INSTALLED ON LEVEL GROUND. If ground is not level, use shims to ensure unit's posts are plumb.

Questions? Please call 888-315-9037

© 2015 Greenfields Outdoor Fitness, Inc.

2. AIR WALKER

Greenfields Outdoor Fitness Model: **SGR2005-1-48C**
Name: **Combo Lat Pull/Vertical Press**

Specifications:
Concrete: 3250 PSI (minimum)

Surface Mount:
Minimum Concrete Thickness 6"
Bolt Size: 1/2"
Bolt Length: 4-1/2" (minimum)
Hardware: Wedge Anchor Stainless Steel

Area of Concrete Pad: 33 SQ FT

10" thickness for pads installed in loose soils
8" thickness for hard surfaces

MINIMUM STANDALONE PAD SIZE

UNIT MUST BE INSTALLED ON LEVEL GROUND. If ground is not level, use shims to ensure unit's main post is plumb.

Questions? Please call 888-315-9037

© 2015 Greenfields Outdoor Fitness, Inc.

3. LAT. PULL/VERTICAL PRESS

Greenfields Outdoor Fitness Model: **SGR2005-1-98**
Name: **Single Leg Extension**

Specifications:
Concrete: 3250 PSI (minimum)

Surface Mount:
Minimum Concrete Thickness 6"
Bolt Size: 1/2"
Bolt Length: 4-1/2" (minimum)
Hardware: Wedge Anchor Stainless Steel

Area of Concrete Pad: 16 SQ FT

48" x 48"

Minimum 8" thickness is required when installed on a standalone pad.

MINIMUM STANDALONE PAD SIZE

UNIT MUST BE INSTALLED ON LEVEL GROUND. If ground is not level, use shims to ensure unit's main post is plumb.

Questions? Please call 888-315-9037

© 2015 Greenfields Outdoor Fitness, Inc.

4. LEG EXTENSION

Greenfields Outdoor Fitness Model: **SGR2005-1-91**
Name: **Rowing Machine**

Specifications:
Concrete: 3250 PSI (minimum)

Surface Mount:
Minimum Concrete Thickness 6"
Bolt Size: 1/2"
Bolt Length: 4-1/2" (minimum)
Hardware: Wedge Anchor Stainless Steel

Area of Concrete Pad: 18 SQ FT

44" x 58"

Minimum 8" thickness is required when installed on a standalone pad.

CONCRETE PAD MINIMUM

UNIT MUST BE INSTALLED ON LEVEL GROUND. If ground is not level, use shims to ensure unit is plumb.

Questions? Please call 888-315-9037

© 2015 Greenfields Outdoor Fitness, Inc.

5. ROWER